



MUNICIPIO DE MARAVATIO MICHOACAN
ESTADO DEL EJERCICIO DEL PRESUPUESTO RAMO O DEPENDENCIA/UNIDAD RESPONSABLE


AL 30 DE JUNIO DE 2015

Página: 1 de 1

CODIGO	UNIDAD RESPONSABLE	APROBADO	AMPLIACIONES O REDUCCIONES	PRESUPUESTO VIGENTE	PRESUPUESTO COMPROMETIDO	DISPONIBLE PARA COMPROMETER	PRESUPUESTO DEVENGADO	COMPROMETIDO NO DEVENGADO	PRESUPUESTO SIN DEVENGAR	PRESUPUESTO EJERCIDO	PRESUPUESTO PAGADO	CUENTAS POR PAGAR (DEUDA)
01	PRESIDENCIA	26,384,343.91	-185,548.97	26,198,794.94	14,166,819.37	12,031,975.57	14,163,319.37	3,500.00	12,035,475.57	14,147,380.79	13,734,138.27	429,181.10
02	SINDICATURA	1,982,644.82	27,912.24	2,010,557.06	884,540.35	1,128,016.71	884,540.35	0.00	1,126,016.71	879,828.48	879,828.48	4,711.87
03	TESORERÍA	5,314,744.64	71,058.23	5,385,802.87	2,468,344.83	2,917,458.04	2,468,344.83	0.00	2,917,458.04	2,460,538.00	2,458,162.00	10,182.83
04	OFICIALÍA MAYOR	2,747,170.41	-69,063.15	2,678,107.26	1,104,511.79	1,573,595.47	1,104,511.79	0.00	1,573,595.47	1,100,026.37	1,098,035.37	6,476.42
05	DESARROLLO MUNICIPAL	4,681,416.35	1,236,890.85	5,918,307.20	3,181,568.55	2,736,748.65	3,181,568.55	0.00	2,736,748.65	3,176,172.71	3,172,898.88	8,559.67
06	DIRECCIÓN DE OBRAS PÚBLICAS	89,308,399.85	35,283,150.37	124,591,550.22	65,076,803.75	59,514,746.47	38,778,208.37	28,298,595.38	87,813,341.85	36,678,031.08	30,237,051.66	6,541,156.71
07	DIRECCIÓN DE EDUCACIÓN, CULTURA Y DEPORTE	3,481,930.13	405,875.46	3,887,805.59	1,914,793.99	1,973,011.60	1,914,793.99	0.00	1,973,011.60	1,910,564.69	1,902,854.69	11,939.30
08	SEGURIDAD PÚBLICA Y TRÁNSITO MUNICIPAL	17,259,309.90	753,125.56	18,012,435.46	9,190,036.07	8,822,399.39	9,190,036.07	0.00	8,822,399.39	9,132,145.37	9,047,195.21	142,840.86
09	DIRECCIÓN DE URBANISMO	1,546,126.74	-18,937.57	1,527,189.17	644,620.28	882,568.89	644,620.28	0.00	882,568.89	642,993.09	642,993.09	1,627.19
10	CONTRALORÍA MUNICIPAL	1,153,844.44	-17,982.36	1,135,862.08	467,564.58	668,297.50	467,564.58	0.00	668,297.50	466,554.99	466,554.99	1,009.59
11	DIRECCIÓN DE SERVICIOS MUNICIPALES	29,529,245.40	-624,915.03	28,904,330.37	12,229,774.40	16,674,555.97	12,229,774.40	0.00	16,674,555.97	12,212,422.31	11,191,003.61	1,038,770.79
12	DIF MUNICIPAL	4,179,075.95	50,141.19	4,229,217.14	1,838,827.63	2,390,389.51	1,838,827.63	0.00	2,390,389.51	1,827,428.79	1,815,854.79	22,972.84
13	REGIDORES	7,108,077.86	16,884.56	7,124,962.42	3,112,871.30	4,012,091.12	3,112,871.30	0.00	4,012,091.12	3,098,604.03	3,097,630.03	15,241.27
14	SECRETARÍA	2,253,673.88	35,242.30	2,288,916.18	978,996.09	1,309,920.09	978,996.09	0.00	1,309,920.09	976,704.40	976,704.40	2,291.69
T O T A L E S		196,930,004.28	36,963,833.68	233,893,837.96	117,260,062.98	116,633,774.98	88,957,967.60	28,302,095.38	144,935,870.36	88,709,395.10	80,721,005.47	8,236,962.13


CP PATRICIA ZAMUDIO SÁNCHEZ
 PRESIDENTE MUNICIPAL


SINDICATO MUNICIPAL
 C. ENRIETE RAMÍREZ VILLALBA
 SINDICATO MUNICIPAL


1.º REG. TRIBUTOS PER. P. A. MAYA
TESORERÍA MUNICIPAL


JUAN JOSÉ GARCÍA VELASCO
 CUEN. TER. EG. MUNICIP.